

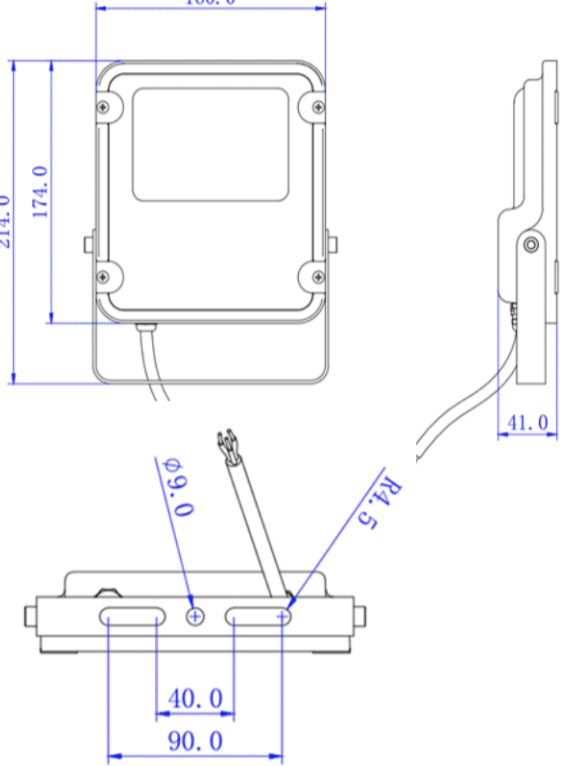
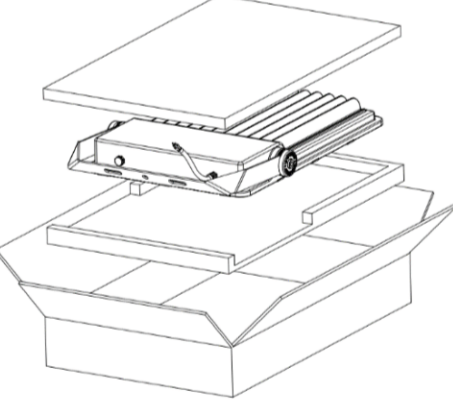
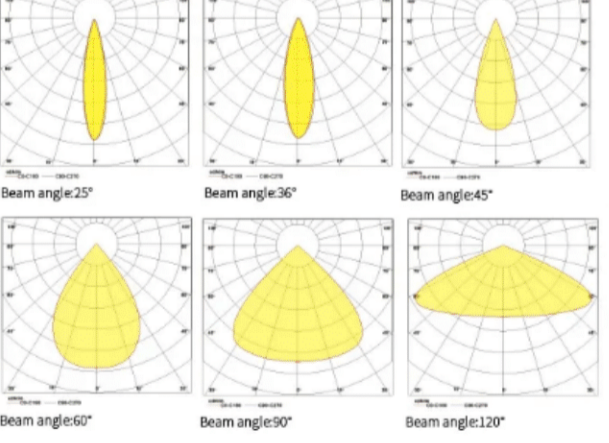




Item Name	Specification	Data & Parameter		Pictures
General Performance	Power	50W +/-10%		
	Initial luminous flux @4000K	6000-6500lm +/-10%		
	Initial LED luminaire efficacy	SMD3030:120-130lm/W		
	CRI	≥75		
	Calculated Lumen Maintenance (L79, TM-21@25°C)	>100000hours		
	Color Temperature	3000/4000/6500K		
Optic Parameter	Optic Distribution	25°/36°/45°/60°/90°/120°	Product Dimension (1)	Features & Application in different aspects
	Light Distribution Component	polycarbonate microlens optic		
	Lamp	SMD3030		
	LED quantity	48pcs		
Electrical Parameter	Input Voltage	DC 18 - 32V		
	Driver	Driver DC 18 - 32V		
	THD	<20%		
	Power Factor	>80%		
	Power-supply Efficiency	>85%		
Construction	Housing	die-cast Aluminum alloy ADC12	Product Dimension (2)	Features
	Weight	1.2kg		
	Lens	Polycarbonate /reflector		
	Fixation material bracket	Stainless Steel		
	Prection diffuser	4mm temper glass		
	Finish	black		
Reliability Performance	Ingress protection code	IP67		Lighting Distribution curve
	Mech. impact protection code	IK08 [ 3-4 J vandal-protected]	fishing boat      AREA      Path	
	Protection class IEC	Safety class I (I)		
	Corrosion-proof grade	WF1		
	Operating Temperature	-30-50°C		
	Humidity	10-90% RH		
	Surge Protection	2-3KV		
	Labels and Cerifications	CE RoHs SAA ETL TUV		
	Normative Framework	GB7000, EN60598-1, EN62471, EN61547		
Mechanical Information	Applicable Place	street light, work site light		
	Mounting	Pole Mounting slip-fitter adjustable		
	Dimension	174*160*41mm		
	Package Dimension	0.00035m <sup>2</sup>		
Smart system	Control	null		
	Photosell	null		
	Motion Sensor	null		
	Emergency	null		
	SPD	10KV/5KA or 20KV/10KA on requests		

FC flood light & fishing boat luminaire for outdoor lighting combines the advantages of LED technology with a compact of the durable design, which eliminates the need for exterior cooling fins, resulting in a smooth look. Durability is prioritized inside and out, with die-cast all-in-one aluminum & stainless steel construction, high-impact-resistant glass, and long-life LED chips SMD3030, available in a range of wattages from 30W to 1000W. FC, series of professional products with attention to efficiency and its maintenance over time, with various different optics. Ideal for lighting large areas, fishing boat and railway junctions, car parks, sports areas and sea ports, minimizing weight and size. The IP66 and IK08 degrees of protection make it ideal even for the most unfavorable environmental conditions. FC floodlights also are equipped with a 10KV surge arrester on requests and an adjustable graduated U-bracket, to obtain the exact light distribution. Directional flow fins available, to be applied under the lenses to reduce the flow of light on the back of the fixture.

- »Adjustable inclination angle +/-180°
- »High lumen output 120-130lm/w
- »Simple replacement of photometric lens
- »Universal mounting adapterfor side entry and pole post-top mounting
- »Eight different housing dimensions formore flexibility and uniformity
- »Robust punching press die-cast aluminum housing
- »Stainless steel connectors and fittings
- »Waterproof rate IP67

